



PowerFlow HPX300-KBD24

STYLE

When you need to move a lot of water, you need a high quality pump that is engineered to perform. Hale’s range of high flow pumps give you the capacity you need. Whether your application is for low pressure firefighting, water transfer or de-watering, there is a Hale high flow pump for you. Hale has a long heritage of designing and manufacturing high performance fire pumps, so you can trust Hale to deliver the performance you demand.

Features





- Flows ranging from 190 GPM @ 100 PSI to 400 GPM @ 50 PSI
- Kubota Super Mini Series D902 24.8-HP 4-cycle diesel engine
- EPA Tier 4 emissions compliant
- Electric start
- Anodized aluminum alloy pump head and body
- Pump head and body coupled together with stainless steel band clamp for easy serviceability
- Bronze impeller and renewable wear rings
- Self-adjusting mechanical seal
- 12V ESP primer
- 3.0” Female NPT / 4.0” Victaulic suction connection; 3.0” Female NPT discharge

Applications/Solutions

- Fire OEMs
- Firefighting - Wildland Forestry



Specifications

Certification(s)	  
Warranty	
Weight	340 lbs (155 kg)
Length	33.25 inches (845 mm)
Width	20.5 inches (521 mm)
Height	35.5 inches (902 mm)